
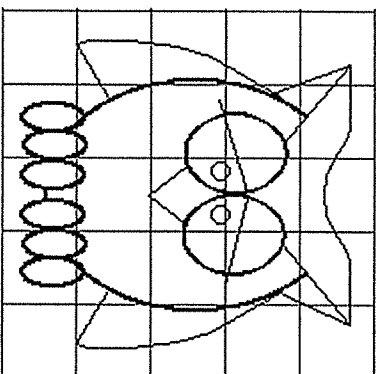
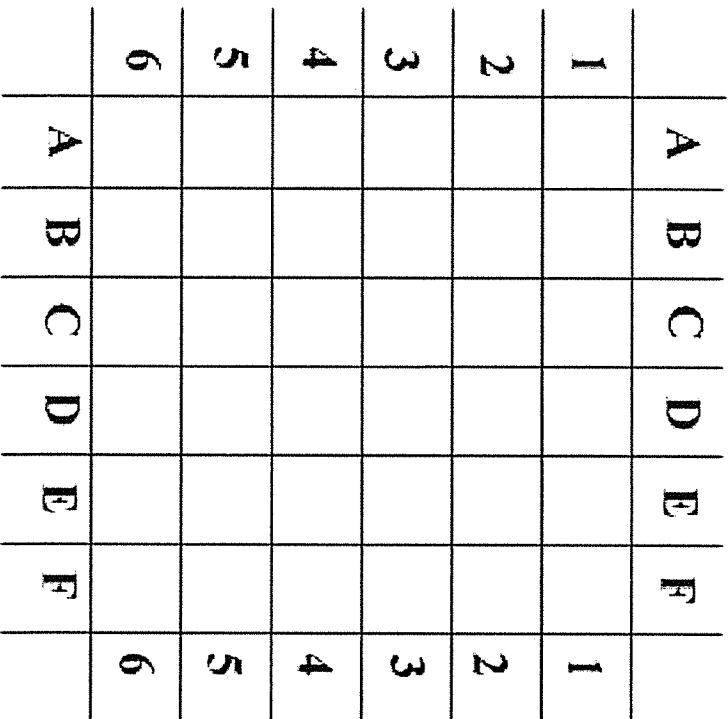
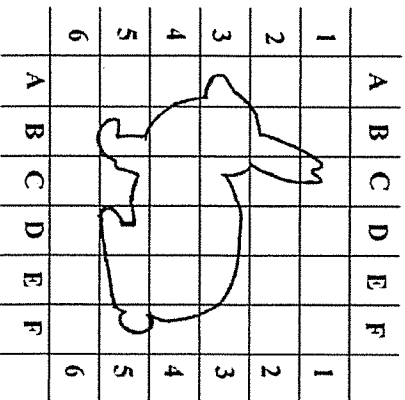


① Copy the outline of the rabbit onto the larger grid to its right

② Copy the picture of the owl onto the larger grid below the original picture. It may help to number and label each row and column.

③ You will be graded on general accuracy.



Crystal Earrings

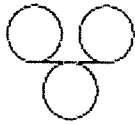
This problem gives you the chance to:

- describe, extend, and make generalizations about a number pattern

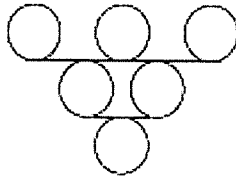
Rahul is a talented jeweler. He makes fantastic crystal earrings. He always makes them using this pattern.



1 crystal
Pattern #1



3 crystals
#2



6 crystals
#3

#4

1. Draw earring Pattern #4 next to Pattern #3.
2. How many crystals will there be in earring Pattern #5? _____
Show how you figured this out.

This table shows how many crystals are needed for each pair of earrings.

Pattern #	1	2	3	4	5	
Number of crystals	2	6	12			


3. Complete the table for pairs of earrings of Pattern #4 and Pattern #5.
4. Each crystal costs \$1. Rahul says the crystals for a pair of earrings of Pattern #7 will cost \$50.
Show how you know he is wrong.

How much will the crystals for a pair of earrings of Pattern #7 cost? \$ _____

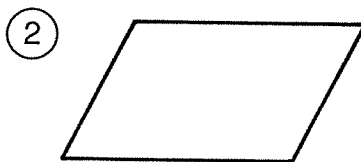
8

Why Didn't the Snobbish Potatoes Want Their Daughter to Marry a News Broadcaster?

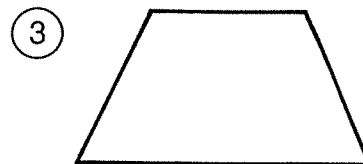
Under each figure, circle the number-letter combination next to each word that correctly names the figure. Write the letter in the matching numbered box at the bottom of the page.



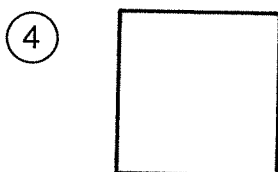
5-A parallelogram
16-O rectangle
19-F square




25-E parallelogram
13-I rectangle
4-D rhombus



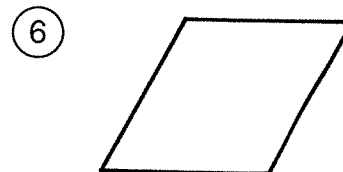
9-U quadrilateral
21-F parallelogram
1-H trapezoid



20-N parallelogram
11-T rectangle
23-A square



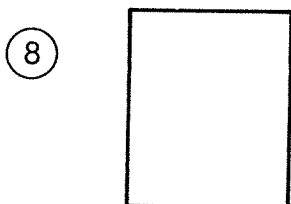
2-E quadrilateral
24-V parallelogram
8-P rhombus



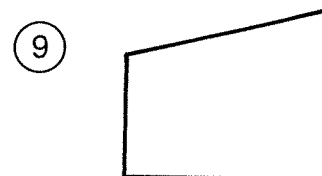
19-O parallelogram
15-L rectangle
6-S rhombus



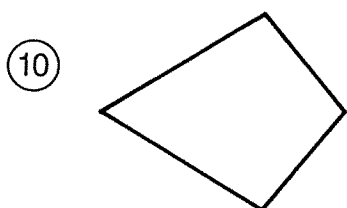
13-A quadrilateral
26-R parallelogram
7-N trapezoid




17-M rectangle
10-P square
14-S trapezoid



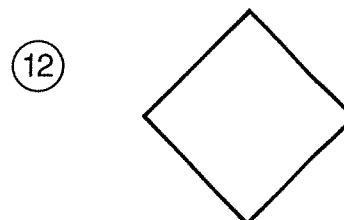
21-E parallelogram
18-I rhombus
8-J trapezoid



4-W quadrilateral
12-O parallelogram
24-N trapezoid



22-T quadrilateral
15-C rhombus
3-B square



10-S rectangle
18-M rhombus
24-T square

1	2	3	4	5	6	7	8	9	10	11	12	13	14	15	16	17	18	19	20	21	22	23	24	25	26
---	---	---	---	---	---	---	---	---	----	----	----	----	----	----	----	----	----	----	----	----	----	----	----	----	----